

RESULTS Training

Core Module 2 Obligation Reporting Online Entry and Mandatory ESF Conditions

• Application Home

RESULTS

Search Inbox Openings Projects Data Submission Admin Event Tracking Reports

UserName: IDIRIMTSOI Environment: PROD Version: 4.12.0

Welcome to the RESULTS System



2014-03-28

RESULTS(Reporting Silviculture Updates and Landstatus Tracking System) is a web-based application that provides clients and government staff direct on-line access to Provincial spatially enabled silviculture information. RESULTS will track and report silviculture accomplishments, administer approved stocking standards and evaluate free-growing progress on obligations.

Link to:

- [Application Website](#)

•Feedback •Disclaimer •Privacy •Copyright

Housekeeping

Ask questions using CHAT

Ensure that you direct to Entire Audience – so everyone can read the question

If there is some else that is sitting in the session but no registered, please add their Name and email on the Evaluation form

Please complete the Evaluation Form – automatically available appears Immediately after session

You will receive email confirmation to a RESULTS Testing website.

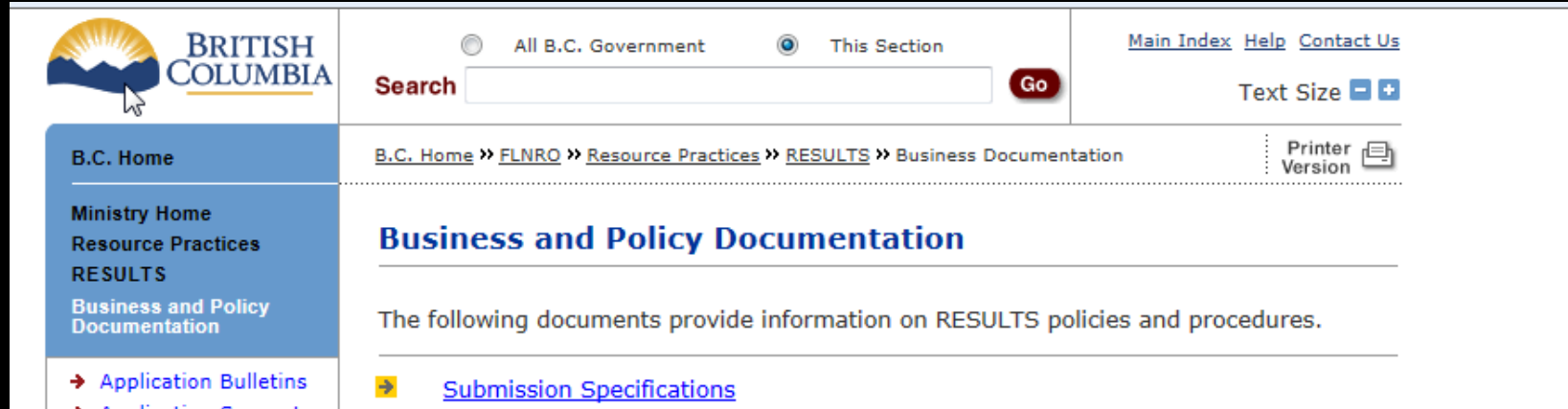
If you are a new user or require access renewal, you must pass the test in order to obtain your RESULTS access. Please only complete the test after you completed all required modules for your required authority.

Learning Objectives

- Business Guidelines
- Guidance on Mandatory ESF
- Online or ESF Matrix
- Technical documentation references
- Differences between mandatory vs. edit checks
- Mandatory conditions for New Opening (ESF or Online)
- Mandatory Spatial and Site Plan Indicator usage
- Help resources

Business Guidance

<http://www.for.gov.bc.ca/his/results/business.htm>



The screenshot shows the top navigation area of the British Columbia government website. On the left is the British Columbia logo. To its right are radio buttons for "All B.C. Government" and "This Section" (which is selected). Further right are links for "Main Index", "Help", and "Contact Us". Below these is a search bar with a "Go" button and a "Text Size" control with minus and plus icons. A breadcrumb trail reads: "B.C. Home >> FLNRO >> Resource Practices >> RESULTS >> Business Documentation". A "Printer Version" icon is also present. The left sidebar contains a menu with "B.C. Home", "Ministry Home", "Resource Practices", "RESULTS", "Business and Policy Documentation", and "Application Bulletins". The main content area is titled "Business and Policy Documentation" and contains the text: "The following documents provide information on RESULTS policies and procedures." Below this is a link for "Submission Specifications".

Submission Specifications

- [CF Memo \(RISS-Is\)](#) – Provincial memo from Jim Snetsinger, announcing RESULTS Information Submission Specifications: Licensee Submissions, a document that outlines the form and manner of reporting data to RESULTS.
- **NEW RESULTS Information Submission Specifications: Licensee Submissions (Edition 4)** – Edition 4 of the Silviculture Information Submission Guidebook describes submission specifications for electronic submissions to RESULTS via the Electronic Submission Framework;

Revisions to Edition 4 in response to input received by the Coastal Region Implementation Team (CRIT) and by users via the NRS Service Desk and Resource Practices Branch. **As per direction from the Deputy Minister to make basal area a mandatory requirement, Section 5.7.2.2. has been amended.** Other minor revisions have been implemented in order to increase clarity.

- **NEW RESULTS Information Submission Specifications: Licensee Submissions (Edition 4 - Memo)**
- **RESULTS Information Submission Specification - gf - Edition 4** - May 2014
NEW – Requirements for preparing and submitting information pertaining to government funded silviculture activities (treatments and surveys) to RESULTS.
- [Electronic submissions required](#) – Deputy minister letter notifying licensees that all silviculture reports and amendments are to be electronically submitted to the ministry as of June 1, 2005.

Core document
that details
submission
requirements

Mandatory ESF



March 21, 2005

To: Forest Licensees

In the fall of 2004, the ministry communicated its intention, effective April 1st, 2005, to move to the exclusive use of electronic data transfer for cutting permits applications and amendments, road permit applications and amendments, and "as built" roads and silviculture reports. The ministry conducted a readiness assessment and has come to the following conclusions:

- The ministry computer systems are in place and operational. Electronic data is being accepted on a daily basis from a number of clients.
- There are ministry data issues that will cause some amendment submissions to be rejected. Work to correct this issue will be completed by April 1.
- Additional documentation and help packages are required for our clients.
- Some districts are still refining their business process and need additional time to prepare themselves to accept and process electronic submissions in order to better assist our clients in the transition.
- Some smaller licensees are still looking for additional guidance and assistance in testing their submission process.



For these reasons, we have decided to postpone the effective date from April 1 to June 1, 2005.

The ministry will be holding internal regional workshops to ensure that there is consistency in the procedure and process for electronic submissions.

Districts will also be establishing joint Electronic Submission Framework (ESF) working groups with industry to ensure that all parties are aware of the procedures and that they have contact information to assist with any issues arising from the transition.

These two initiatives will take place in the period leading up to the end of May.

Licensees with a small number of applications may find it more cost effective to use a service provider to prepare and submit electronic applications on their behalf. To assist in this, the ministry has compiled a list of service providers with proven capability. This list is available at: <http://www.for.gov.bc.ca/his/esf/serviceproviders.htm>.

Page 1 of 2

Ministry of
Forests

Deputy Minister

Location:
3rd Floor, 1520 Blanshard St.
Victoria, British Columbia
V8W 2E7
CANADA

Mailing Address:
PO Box 9525 5th Prov Govt
Victoria, BC V8W 9C3
Tel: (250) 366-5012
Fax: (250) 953-3687

Submission Specifications

- [CF Memo \(RISS-Is\)](#) – Provincial memo from Jim Snetsinger, announcing RESULTS Information Submission Specifications: Licensee Submissions, a document that outlines the form and manner of reporting data to RESULTS.
- [NEW RESULTS Information Submission Specifications: Licensee Submissions \(Edition 4\)](#) – Edition 4 of the Silviculture Information Submission Guidebook describes submission specifications for electronic submissions to RESULTS via the Electronic Submission Framework;

Revisions to Edition 4 in response to input received by the Coastal Region Implementation Team (CRIT) and by users via the NRS Service Desk and Resource Practices Branch. **As per direction from the Deputy Minister to make basal area a mandatory requirement, Section 5.7.2.2. has been amended.** Other minor revisions have been implemented in order to increase clarity.

- [NEW RESULTS Information Submission Specifications: Licensee Submissions \(Edition 4 - Memo\)](#)
- [RESULTS Information Submission Specification - gf - Edition 4](#) - May 2014 **NEW** – Requirements for preparing and submitting information pertaining to government funded silviculture activities (treatments and surveys) to RESULTS.
- [Electronic submissions required](#) – Deputy minister letter notifying licensees that all silviculture reports and amendments are to be electronically submitted to the ministry as of June 1, 2005.

Online or ESF Matrix

Submission Component	ESF	Online
Opening Definition Tenure & Site Plan Information	Yes	No Opening and Standards Unit Spatial required
SU Modifications*	Yes	Conditional ESF where there is changes to Standards Unit (additions, deletions) or changes in spatial.
Disturbance	Yes	Yes
Silviculture Activity	Yes	Yes Mandatory ESF for government funded activities (FE, JS)
Forest Cover *	Yes	No Forest Cover Spatial required
Milestone	Yes	Yes
s.108 Application	No	Yes
Comments & Attachments	No	Yes

* Any spatial requirements must be submitted by ESF

Technical Documentation References

<http://www.for.gov.bc.ca/his/results/techDocs.htm>

Technical Documentation

The following documents provide technical information for the RESULTS application and XML submissions.

Technical Specifications	Describes the components of a valid RESULTS submission in the order they should appear in the submission document, along with examples. Also describes the technical specifications for each screen within the RESULTS application, including screen layout, business rules, field descriptions and database transactions.
XML Schemas	Complete set of XML schemas required to validate a RESULTS Submission document.
RESULTS Reports	Provides a list of reports available in RESULTS, including a description of each report.
Key Controls during Opening Creation - Feb 21, 2013	This document clarifies RESULTS data interdependencies upon during opening definition (opening creation) via ESF.

Technical Documentation Online References

<http://www.for.gov.bc.ca/his/results/techDocs.htm>



Tech Specs has Online Reference with business rules and field specific edits.

Reference by Screen Number.

RESULTS301 - Opening Inquiry

(Last Updated 2007-07-26, 3.1)

- Description
- Screen Layout
- Package Name
- Business Rules
- Field Descriptions
- Processing
- Database Transactions
- Controls
- Change History

Description

An opening defines an area of land on which harvesting or a disturbance has occurred or is planned and on which one or more silviculture activities are planned or completed. RESULTS301 Opening Inquiry screen displays administrative information about the opening in relation to the opening category. From this screen you can create, find, update, and delete openings. To inquire, select the GO button in the header area. To update, select the Save button at the bottom of the screen. To create a new opening select the 'Add' button at the bottom of the screen. To delete, select the 'Delete' button. To view the associated map, select the MapView link located on the right of the header area.

Screen Layout

Change the zoom factor of the Screen Shot: 50%

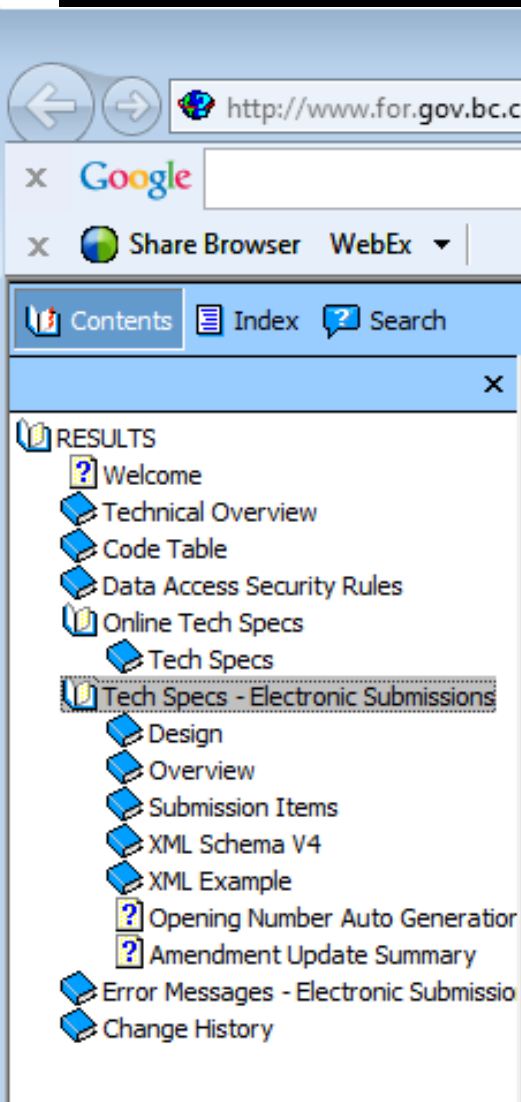
A screenshot of the RESULTS301 - Opening Inquiry screen. The screen has a green header with the title 'RESULTS' and a navigation bar with buttons for 'Search', 'Inbox', 'Openings', 'Data Submission', 'Admin', 'Event Tracking', and 'Reports'. Below the navigation bar, there are tabs for 'Opening Inquiry', 'Multi-Tenure', 'Stocking Standards', 'Admin', 'Forest Cover', 'Miscellaneous', 'Land Plans', and 'Screenshots'. The main content area contains a form with the following fields: 'Org Unit' (OVA - Vancouver Forest District), 'Client' (PLATEAU 01), 'Name' (PLATEAU FOREST PRODUCTS LTD), 'Opening' (SF 006 00 84), 'Opening ID' (0000), 'License' (), 'License No.' (A19157), 'CP' (42), 'Cut Block' (300), 'Timber Mark' (B-8421), 'Subst A Area (ha)' (5.6), 'Disturbance Gross Area (ha)' (5.5), and 'Map (ha)' (5.5). At the bottom of the form, there are buttons for 'GO', 'Clear', 'SF Map', 'Map View', 'History', and 'RTA'.

Technical Documentation ESF Schema References

<http://www.for.gov.bc.ca/his/results/techDocs.htm>

Tech Specs has ESF Reference with business rules and field specific edits.

Reference is by schema item.



```
<rst:openingCategoryCode/>  
<rst:openingLocationName/>  
<rst:licenseeID/>  
<rst:actionCode/>  
<rst:tenureProperty>  
  <rst:Tenure>  
</rst:tenureProperty>  
<rst:standardsProperty>  
  <rst:Standards>  
</rst:standardsProperty>  
</rst:OpeningDefinition>  
</rst:definedBy>
```

Field Information

openingCategoryCode:

Description: A code used to describe the category for the opening. The opening categories reference the governing applicable legislation and are determined by responsibility, opening origin, tenure type and prescription type. Use the Opening Category table in the Code Tables section.

Data Type: VARCHAR2

Total Length: 7

Data Source: OPENING.OPEN_CATEGORY_CODE

Optionality: Conditional

Default Value: Set to 'FTML' if blank.

Edit: N/A

Format: N/A

Validation:

1. Must be a valid code in OPEN_CATEGORY_CODE table.
2. If the category is in the OPEN_CATEGORY_SITE_PLAN table then tenure must be submitted with the opening. This includes the forest file id, cutting permit id and cut block id (timber mark can be derived).

Notes:

1. A code used to describe the category for the opening. The opening categories reference the governing applicable legislation and are determined by responsibility, opening origin, tenure type and prescription type.

Technical Documentation Codelists

<http://www.for.gov.bc.ca/his/results/techDocs.htm>

Contents	Index	Search
Technical Overview		
Code Table		
?	Activity Base	
?	Activity Method	
?	Activity Technique	
?	Activity Base/Objective Comb	
?	Silv Base/Technique/Method C	
?	Silv Base/Technique/Method C	
?	Age Class	
?	Code Tables	
?	Damage Agent	
?	Disturbance	
?	Forest Cover Tree Species	
?	Funding Source	
?	Height Class	
?	Layer	
?	Milestone Type	
?	Opening Category	
?	Reserve Type	
?	Silvicultural Cut Phase	
?	Silvicultural Objective	

FTCF	Forest Tenure - Site Plan under Community Forest
FTFSM	Forest Tenure - Forest Stand Management FPC s.71
FTLEVY	Forest Stand Levy under FSM Fund Reg.
FTML	Forest Tenure - Major Licensee
FTMSL	Forest Tenure Ministry Silviculture Liability
FTPI	Forest Tenure - pilot agreement
FTSBF	Forest Tenure - Small Business Forest Enterprise Program
FTWL	Forest Tenure - Woodlot: Site Plan

Mandatory legal requirement vs. Edit Checks

RESULTS Information Submission Specification document provides information on mandatory data requirements.

RESULTS will provide some rudimentary system's checks for codes, basic data quality and data dependencies but cannot check for all legal requirements due to complexity and requirement for interpretation.

It is responsibility of the submitter to ensure that the data submitted is consistent with legal requirements.

Any system's edit checks are described in the RESULTS Technical Specifications webpage.

Data Checks – Online Errors

RESULTS has some (but not all) edit checks from RESULTS Information Submission Specification documents.

These serve gross data integrity checks but does not include all checks.

The screenshot shows a web browser window with the URL <https://testapps.nrs.gov.bc.ca/ext/results/>. The browser's address bar and menu bar are visible. The application interface features a green header with the word "RESULTS" and a navigation bar with tabs for "Search", "Inbox", "Openings", "Projects", "Data Submission", "Admin", "Event Tracking", and "Reports". Below this, there is a secondary navigation bar with tabs for "Opening Inquiry", "Multi-Tenure", "Stocking Standards", "Activities", "Projects", "Forest Cover", "Milestones", "Land Status", and "Attachments". The main content area displays two error messages in red text:

- Funding Source is mandatory.
- If Activity Base = PL and there is a completion date then at least one planting stock record is required.

Data Checks – ESF Errors

RESULTS has some (but not all) edit checks from RESULTS Information Submission Specification documents.

These serve gross data integrity checks but does not include all checks.

If there are errors encountered via ESF, you will get notified of errors. Technical specification webpage may assist.

Stocking Status and Stocking Type Code Combinations.'"/>

https://www.for.gov.bc.ca/his/results/webhelp/index.htm

File Edit View Favorites Tools Help

Contents Index Search

RESULTS

- Change History
- Code Table
- Data Access Security Rules
- Error Messages Electronic Submission
 - 1 - An unexpected error has occurred in the package/procedure
 - 10 - Cannot overwrite, record is mandatory
 - 100 - The seedlot number must be submitted for planting or direct seeding activities
 - 101 - The planting species must be blank for activities that are not planting or direct seeding
 - 102 - The planting species submitted is not a valid value
 - 103 - The planting species must be submitted for planting or direct seeding activities that are not chemical ground or se
 - 104 - The number planted must be blank for activities that are not planting or direct seeding
 - 105 - The number planted must be greater than zero for planting or direct seeding activities that are not chemical groun
 - 106 - When submitting an inventory layer without the corresponding silviculture layer both total stems and total well spa
 - 107 - Planting stock must be submitted with a silviculture activity
 - 108 - The activity licensee id submitted has already been used
 - 109 - The standard submitted for the opening must have an approved standard regime
 - 11 - Cannot delete, record is mandatory

Error Message 131 - The stocking type code submitted is not a valid value for the stocking status submitted

Solution

Correct the stocking type code to a valid value for the stocking status [Stocking Status and Stocking Type Code Combinations](#).

Mandatory Tenure for New Openings (Online or ESF)

<http://www.for.gov.bc.ca/his/results/Key%20Controls%20during%20Opening%20Creation-Feb%2021%202013.pdf>

New Opening Online or Action “I” - Insert

Opening Category:

FTML, FTWL, FTSBF, FTLEVY, FTFSM, FTMSL, FTNOLVY, FTWL, FFTITSL, FFTLTC

Tenure(s) must exist in Forest Tenure Administration (FTA) and in Cutblock Status Active
Cutblock Status of “HB”

Tenure(s) must be assigned to the same client and org unit as the submitter

System’s validation done through OPEN_CATEGORY_SITE_PLAN_CODE

Mandatory Tenure for New Openings (Online or ESF)

<http://www.for.gov.bc.ca/his/results/Key%20Controls%20during%20Opening%20Creation-Feb%2021%202013.pdf>

For submission with tenure – have two options:

Tenure Key: Licence Number + Cutting Permit ID + Cutblock ID

Timbermark Key: Timbermark + Cutblock ID

RESULTS allows one or more cutblock to be associated with an opening – a multi-tenure opening.

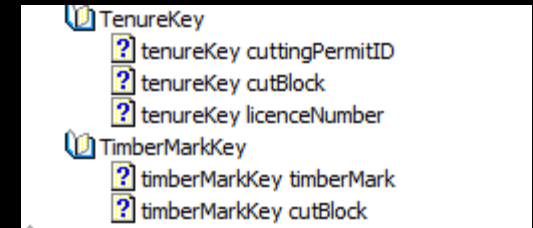
One cutblock for an opening must be designated as the Prime Licence
<rst:prime LicenceIndicator> set to “Y”.

All cutblocks associated with an opening must belong to the same client and for same org unit

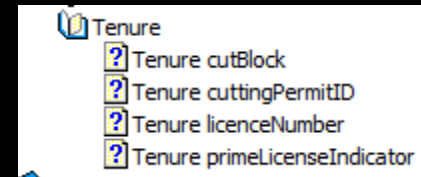
Mandatory Tenure for New Openings (Online or ESF)

Tenure information appears twice in the opening definition

1. Key (either as Tenure key or Timbermark Key)
Typically what is designated at the prime licence
This is used to identify which record you want to create/update



2. Tenure section
 - Can have one or more cutblock assigned to one opening
 - One cutblock must be designated as prime licence
 - All other cutblocks must be designated as non-prime licence
 - Prime licence will be the record that will be associated with the opening and appear in the “tombstone” but all referenced cutblocks will appear under “Multi-Tenure” Tab.
 - All cutblocks must belong to same client as the submitter and same org unit.



Mandatory Spatial ESF Requirement

<http://www.for.gov.bc.ca/his/results/Key%20Controls%20during%20Opening%20Creation-Feb%202021%202013.pdf>

Validation check via ESF for Opening, SU or Forest Cover Spatial

Opening Category where Opening and Forest Cover Spatial mandatory

FTML, FTWL, FTSBF, FTLEVY, FTFSM, FTMSL, FTNOLVY, FFTITSL, FFTLTC

Unless

Unless Opening Approval Date < 2003-12-31 (RESULTS Production release date)

Forest Cover exists but record was before 2005-05-01 (data conversion date)

Minor amendment ("M") or Correction ("U")

System's validation done through OPENING_SPATIAL_REQUIREMENT

SU Requirement & Role of Site Plan Exempt Ind

<http://www.for.gov.bc.ca/his/results/Key%20Controls%20during%20Opening%20Creation-Feb%2021%202013.pdf>

All New Openings via ESF must have at least ONE Standards Unit in the Opening Definition

Rst: sitePlanExempt is an indicator used by RESULTS to determine if Standards Unit is:

- a silviculture prescription “Y” – full stocking standards provided (used for silviculture prescription amendments); OR
- a site plan “N” – an approved standards regime ID authorized by submitter is provided or where applicable, Ministry FDP default stocking standard.

```
<!-- *****OPENING DEFINITION***** -->
<!-- *****Inserting valid opening ***** -->
<!-- ***** -->
<rst:previousStandType>IMM</rst:previousStandType>
<rst:previousSpecies1Code>FDC</rst:previousSpecies1Code>
<rst:previousSpecies2Code>PLC</rst:previousSpecies2Code>
<rst:previousAgeClassCode>1</rst:previousAgeClassCode>
<rst:previousHeightClassCode>1</rst:previousHeightClassCode>
<rst:previousStockClassCode>R</rst:previousStockClassCode>
<rst:previousSiteIndex>1</rst:previousSiteIndex>
<rst:previousSiteIndexSource>A</rst:previousSiteIndexSource>
<!-- ***** Opening Gross Area is mandatory***** -->
<rst:openingGrossArea>32.5</rst:openingGrossArea>
<rst:maximumAllowablePermanentAccessPercentage>4.1</rst:maximumAllowablePermanentAccessPercentage>
<!-- *****If Y then no standards are required***** -->
<!-- *****If N then standards MAY be required***** -->
<rst:sitePlanExemption>N</rst:sitePlanExemption>
<!-- ***** Important tag. Tied to tenure. If blank or missing Default is FTML ***** -->
<!-- ***** It must be a valid code within the OPEN_CATEGORY_CODE table ***** -->
<!-- ***** If value not in OPEN_CATEGORY_SITE_PLAN_CODE ***** -->
<!-- ***** table then create record in CUT_BLOCK_OPEN_ADMIN ***** -->
<rst:openingCategoryCode>FTML</rst:openingCategoryCode>
<rst:openingLocationName>black bear creek</rst:openingLocationName>
<!-- *****Not mandatory but if supplied must be unique for that client ***** -->
<rst:licenseeID>RES01</rst:licenseeID>
<rst:actionCode>|</rst:actionCode>
<!-- ***** -->
```



Walkthrough

General Screens for Content and Mapping Components



Help Resources

<http://www.for.gov.bc.ca/his/results/support.htm>

<http://www.for.gov.bc.ca/his/results/training/index.htm>

Application Support

Please follow the steps below when you encounter a problem with RESULTS.

1. Review the [RESULTS Questions & Answers](#) web page to determine if your question has already been answered.
2. Check with your district resource clerk/LIM staff, if appropriate.
3. Contact your regional RESULTS contact if one exists. See the list of [Region and Districts RESULTS contacts](#) and [BCTS TSO RESULTS contacts](#).
4. Contact the Business Application Service Section (BASS). Please include the application name somewhere in the subject line so it will be sorted into the appropriate help folder.

Phone: (250) 952-6801

Email: nrsenquiries@gov.bc.ca

Training & Resources

Work is underway to transition to new training format.

Only the pre-recorded Live Meeting Woodlot modules will be available for viewing and can be via Windows Media Player. Please contact Application support to acquire download of the recording.

[Online training](#) is available for Core RESULTS Modules. Please refer to the link on any upcoming course offerings. Online training link for your reference:
<https://attendee.gototraining.com/49x6s/catalog/3931598846459390464>

[Face-to-face sessions](#) are offered periodically, based on major application developments and/or special needs identified by operational, regional and/or headquarters level. *There are currently no plans for face-to-face sessions.*

An [online reference](#) also provides a high level overview for those who are new to RESULTS and need a general overview of the application components.

List of Core Modules

Type	Topic	Last Updated
Powerpoint	Module 1: Obligation Reporting- Policy and Business Context	Nov 2013
	Policy and Business Context - Recording	Oct 2014
Powerpoint	Module 2: Obligation Reporting –Online Entry and Mandatory ESF Conditions	Nov 2013
	Online Entry and Mandatory ESF Conditions - Recording	Oct 2014
Powerpoint	Module 3: Obligation Reporting -Submitting by ESF	Nov 2013
	Submitting by ESF - Recording	Oct 2014
Powerpoint	Module 4: Obligation Reporting – Standards Unit Modifications Overview	Nov 2013
	Standards Unit Modifications Overview - Recording	Oct 2014
Powerpoint	Module 5: Obligation Reporting – Standards Unit Modifications – ESF	Nov 2013
	Standards Unit Modifications - ESF - Recording	Oct 2014